



► Fusion Wrap

High Performance Digital Calendered Film with FLITE Technology™

Fusion Wrap is a 2.4-mil (60 micron) white gloss high performance calendered film with FLITE Technology™. Fusion Wrap's lite contact system is designed for fast and effective installation for vehicle wraps and graphics. Fusion Wrap features a low profile air egress liner and has a tinted, permanent pressure-sensitive adhesive that creates enough opacity to ensure a vibrant print. Fusion Wrap is rated for outdoor durability up to 7 years (unprinted). Printed durability is dependent on the ink system used.

APPLICATIONS & FEATURES

- Great for shorter or medium-term vehicle wraps & graphics with simple to moderate curves
- Lite initial contact that forms a strong bond
- Two year wrap durability for best performance and removal
- Printable on Eco-Solvent, Solvent, Latex, and UV printers
- Recommended overlaminates: Series 3170, Series 3220, Series 3270, Series 3210, or Series 3420*

*Use on flat and simple curves only.

PERFORMANCE & PHYSICAL DATA

PROPERTY	TEST METHODS	TYPICAL VALUE	
SURFACE FINISH	Gloss Meter 60° Reflection	80 to 90 Gloss Units	
THICKNESS	Micrometer, Federal Bench Type	2.4-mil (60 micron)	
TENSILE STRENGTH	Tensile Tester 2-in (51 mm) jaw separation; crosshead speed of 12 in/min. (5.1 mm/s); web direction	≥ 10 lb/in	≥ 1.7 kg/cm
ELONGATION	Instron Tensile Tester as above	Average 180%	
SHELF LIFE (IN BOX)	Ideal Storage Temperature 70°F (21°C) and 50% relative humidity	1 year from factory shipment	
APPLICATION TEMPERATURE RANGE	On clean, dry substrate	60°F to 100°F	15°C to 38°C
SERVICE TEMPERATURE RANGE	On clean, dry substrate	-20°F to 150°F	-29°C to 65°C
DIMENSIONAL STABILITY	158°F (70°C), 48 hour	10-mil	0.24 mm
PEEL ADHESION	PSTC-1, 15 min, 70°F (21°C)	≥ 2.0 lb/in	≥ 0.36 kg/cm
	PSTC-1, 24 hours, 70°F (21°C)	≥ 2.5 lb/in	≥ 0.45 kg/cm
	PSTC-1, 1 week, 70°F (21°C)	≥ 3.0 lb/in	≥ 0.54 kg/cm
LINER RELEASE	TLMI Release at 90°, 300 in/min (760 cm/min)	60 g/2 in	11.8 g/cm

NOTE: Recommended post-heat surface temperature of vinyl installed: 200°F to 220°F (95°C to 105°C). Post-heat must be applied gradually and approximately 5" from the film. Standard Terms & Conditions Apply

USE & APPLICATION

Fusion Wrap will resist weathering best when applied to vertical or upper outboard angles. Horizontal angles, such as hood and auto roof surfaces, will deteriorate more quickly than vertical. This is due to increased exposure to sun and moisture, as well as high deposition of dirt and atmospheric contaminants. Actual horizontal weathering will be dependent on maintenance, location and elemental exposure. Use heat and/or chemical when removing image from vehicle.

Fusion Wrap is designed to be used for vehicle wraps and graphics. When wrapping curves and channels with Fusion Wrap, it is recommended the product be draped and not stretched into areas with channels. The manufacturing process of Fusion Wrap poses certain limitations on applications, refer to the Fusion Wrap Installation Guide & information below for installation techniques and recommendations. If you have any questions if Fusion Wrap will work for your specific application, please contact your Arlon Sales Rep.

APPLICATION	INSTALLATION TECHNIQUE REQUIRED	INSTALLATION TECHNIQUE	OVERLAMINATE(S)
VEHICLE/FLEET DECALS			SERIES 3170, SERIES 3220, SERIES 3270, SERIES 3210 OR SERIES 3420
FLAT VEHICLE SIDES			SERIES 3170, SERIES 3220, SERIES 3270, SERIES 3210 OR SERIES 3420
SIMPLE CURVES			SERIES 3170, SERIES 3220, SERIES 3270, SERIES 3210 OR SERIES 3420
DEEP CHANNELS	X	TIP #48: How to Install on Deep Channels: Using the Inlay Method TIP #49: How to Install on Deep Channels: Using the Cut and Lay-in Method	SERIES 3170, SERIES 3220, SERIES 3270, SERIES 3210
RIVETS*	X	TIP #50: How to Install on Rivets: The Roller Method TIP #51: How to Install on Rivets: The Poke/Lance Method	SERIES 3170, SERIES 3220, SERIES 3270, SERIES 3210

*Can be applied on low profile rivets. Rivet vary in shape and size so tenting may appear.

WRAPPING COMPLEX CURVES WITH CALENDERED FILM

Complex curves are panels or components of the vehicle that bend in multiple directions. They're commonly found in bumpers, door handles, side view mirrors, fog light pockets, recessed windows in cargo vans, wheel well channels, and shark fin antennas. Due to calendered films' nature to shrink, do not apply into these areas by bridging and overstretching or a one-piece seamless wrap. Instead, an installer must use cut-outs, inlays, or seams/overlaps.

GLOSSARY OF APPLICATION TERMS


- Simple Curves:** Defined as a slight stretch to the film in one direction (example: the side vehicle).
- Complex Curves:** Defined as extensive stretching (with or without heat) of material in multiple directions (example: bumpers).
- Deep Channel:** Channels in excess of a quarter inch in depth that require a "bridge and stretch" method for application.
- Rivets:** AN470 Universal head 1/2" rivets also known as roundhead trailer rivets, cherry rivets, or button head rivets.

TERMS & CONDITIONS

The following is made in lieu of all warranties expressed or implied:


All statements, technical information and recommendations published by Arlon relating to Arlon products are based on tests believed to be reliable and within the accuracy of the equipment used to obtain the specific values. Their accuracy or completeness is not guaranteed and Arlon makes no warranty with regard thereto. Seller's and manufacturer's only responsibility shall be to replace any quantity of the product proved defective. Seller and manufacturer shall not be liable for injury, loss or damage, direct or consequential, arising out of use or the inability to use the product. Nor shall seller or manufacturer be liable for any costs or expenses incurred in the processing or printing on the product. Before using, user shall determine the suitability of the product for its intended use. User assumes all risk and liability of every nature in connection therewith. No statements or recommendations other than those contained in the technical information published by Arlon shall have force or effect unless contained in an agreement manually signed by the officers of seller and manufacturer.


February 2019

USA:  200 Boysenberry Lane, Placentia, CA 92870, USA

EUROPE:  North Sea Building, Gevers Deynootweg 93, 4th Floor, 2586BK Den Haag, The Netherlands

 800 232 7161/+1 714 985 6300

 +31 70 354 4311

 800 329 2756

 +31 70 355 7721

arlon.com